

# 3650

INSULATED SANDWICH

**3 LAYER**  
SANDWICH CONSTRUCTION

FLUSH PANEL

## STANDARD FEATURES

### 26 GAUGE METAL

Hot dipped galvanized steel construction provides superior strength and durability.

### 1.0 MIL PAINT SYSTEM

Includes .25 mil rust inhibiting primer and .75 mil exterior top coat that resists fading and chalking while providing consistent color from panel to panel, and long life.

### 20 GAUGE HOT DIPPED STEEL HINGE PLATES

Galvanized steel hinge plates run the full height of each section at all hinge locations to facilitate the attachment of hinges, handles, struts and step plates.

### TONGUE AND GROOVE MEETING RAILS

For superior strength and better sealing against wind, rain and snow.

### RIGID ALUMINUM RETAINER

Provides added strength while securing replaceable u-shaped bottom weatherstrip to help keep the elements out.

### R VALUE 10.25 INSULATION

Sandwich type construction with polystyrene insulation pressure bonded between two sheets of 26 gauge hot dipped galvanized steel enhances your home's energy savings, makes your door operation quieter, and reduces exterior noise in your garage.

### CFC FREE EXPANDED POLYSTYRENE

Environmentally friendly insulation that will not degrade with vibration or time.



### SIZES AVAILABLE


#### DOOR WIDTH

8', 9', 10', 12', 14', 15', 16', 17', 18', 20', 22', 24'


#### HEIGHTS AVAILABLE:

6'6" 6'9" 7'0" 7'6" 7'9" 8'0"

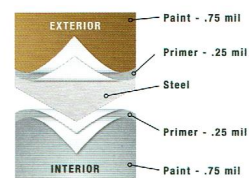
### COLORS



### CONSTRUCTION



### PAINT LAYERS



Your Local Authorized Dealer:

To view this product online:



1501 Taney Street, North Kansas City, MO 64116 Ph: 816-474-3900 Fax: 816-474-3902

© 2012 doorLink Manufacturing, Inc.

[www.DoorLinkMfg.com](http://www.DoorLinkMfg.com)

11230