


HAAS-THERM™

COMMERCIAL INSULATED STEEL DOORS

The Strength To Keep out Noise and Weather...

HAAS-THERM® doors stand up to the elements — insulating, dampening noise, and enhancing your building's aesthetics at the same time. These insulated steel doors help increase energy savings with the polyurethane-foam cores.



Energy Efficiency

HAAS-THERM® doors are 1-3/4" thick. The calculated R-Value for this product is 16.18. Rigid vinyl extrusions with positive thermal breaks are used to eliminate metal-to-metal contact, which limits the transfer of temperature. Tongue-and-groove construction and section joint seals at meeting rails provide optimum water and wind resistance.

A full-length, one-piece vinyl astragal retainer and flexible vinyl U-shaped weatherstrip prevent infiltration of air, rain, snow, and debris. The seal fits to irregular or unlevel floors and reduces impact shocks when the door is closed against concrete flooring.

Exceptional Strength

HAAS-THERM® doors are built strong. The high-density CFC-free polyurethane foam expands and adheres to the interior and exterior steel panels to provide a rigid unitized structure.

Our doors are reinforced with roll-formed galvanized steel struts and double-end hinges, as required to meet windload specifications and to comply with ANSI A216.1 and NAGDM 102-1988.

Unique Paint System


Our three-tier, corrosion-resistant protective paint system is designed to resist even the most hostile weather conditions. The protective layers found on both the interior and exterior are:



HardWorking Hardware

The track is 2 or 3" galvanized steel, depending on door size, with bracket mount for wood jambs or continuous reverse mounting for steel jambs. For

Window Options




Individual Windows — double-wall 1/2" tempered glass (25" x 12")

Full-Vision Panels — full-view aluminum sections painted brown or white, with various glazing options (up to 1, 2" insulated glass); maximum width 20'2"

angle-mount track, door widths are 2" wider than opening. Track rollers are 2 or 3" case-hardened inner and outer steel races with 10-ball, prelubricated bearings. Hinges, brackets, and reinforced struts are hot-dipped galvanized steel, and fasteners are plated for maximum corrosion resistance.

Counterbalancing springs are torsion type, computer calibrated to match door load. This provides a 10,000 cycle life at the minimum; optional spring wires can achieve 25,000, 50,000, and 100,000 cycle requirements. Springs are wound from oil-tempered wire and mounted on a continuous cross header tube or solid shaft, as determined by torque load.

You can contact Haas Door or one of our professional dealers for information on additional options, including exterior cylinder locks, chain hoist operation, safety bottom brackets, and special lift clearance tracks (high lift, vertical lift, low headroom, and those that follow the roof line).



Quick Reference Chart

Model	Exterior Design	Interior Design	Thickness	Exterior Gauge	Interior Gauge	Calculated U-Value	Calculated R-Value	Prefinished	Steel End Siles
CHT-710	Flush wood-grain texture	Grooved wood-grain texture	1-3/4"	26	26	.062	16.18	White/Brown/Almond/Sandstone/Hunter Green/Gray/Bronze	Optional
CHT-716	Grooved wood-grain texture	Grooved wood-grain texture	1-3/4"	26	26	.062	16.18	White/Brown/Almond/Sandstone/Hunter Green/Gray/Bronze	Standard
CHT-732	Smooth	Grooved wood-grain texture	1-3/4"	20	26	.062	16.18	White/Brown	Standard

Optional exterior designs of CHT-710 include CHT-780 with an embossed wood-grain texture and CHT-790 with a sculptured wood-grain texture



320 Sycamore
Wauseon, OH 43567
www.haasdoor.com

Your Professional Haas Door Dealer: