

GALLERY[®] STEEL

garage doors

3-LAYER CONSTRUCTION



America's Favorite Garage Doors[®]



Model GD2SU; Shown in Black with SQ22 Windows



Model GD1LU; Shown in
Ultra-Grain® Oak Slate Finish
with Grille on ARCH1 Windows

COLORS



- Exterior steel on standard color doors has a natural woodgrain texture.
- Doors can be painted to match the home's exterior using a high-quality latex exterior paint. Do not use oil-based paint.

**Popular in select markets, Glacier White is a brighter white.*

† Additional charges apply.

Due to the printing process, colors may vary.

CUSTOM PAINT OPTION



Color Blast® finish offers more than 1,500 Sherwin-Williams® color options to complement your home. Clopay's durable two-part paint system has been thoroughly tested and is backed by a five-year warranty.

ULTRA-GRAIN® FINISH OPTION



Ultra-Grain® Oak
Medium Finish



Ultra-Grain® Oak
Dark Finish



Ultra-Grain® Oak
Walnut Finish



Ultra-Grain® Oak
Slate Finish

- Painted steel surface simulates a real stained door without the need of staining and the ongoing maintenance of wood.
- Oak woodgrain runs horizontal on stiles and vertical on panels for an authentic, natural look.
- Available in Medium, Dark, Walnut or Slate finishes that complement Clopay Entry Doors, shutters and other exterior stained wood products.
- Exterior steel surface on an Ultra-Grain® finish door has a stucco texture to create a more natural woodgrain appearance.
- Window frames, grilles and inserts are color matched to coordinate with the Ultra-Grain® finish patterns. All window options are available.

Additional charges apply.

GALLERY® STEEL



The Gallery® Steel three-layer construction provides exceptional strength, energy efficiency and dent resistance as well as a beautiful carriage house appearance. The 2" or 1-3/8" thickness of Intellicore® polyurethane or bonded polystyrene insulation and thermal break makes these doors heat and cold resistant while the tongue-and-groove joint helps seal out wind, rain and snow. Available in short and long panels with multiple window options, the three-layer Gallery® Steel is virtually maintenance-free, so the first fabulous impression becomes a lasting impression.



intellcore®
insulation technology

Warmer. Quieter. Stronger.


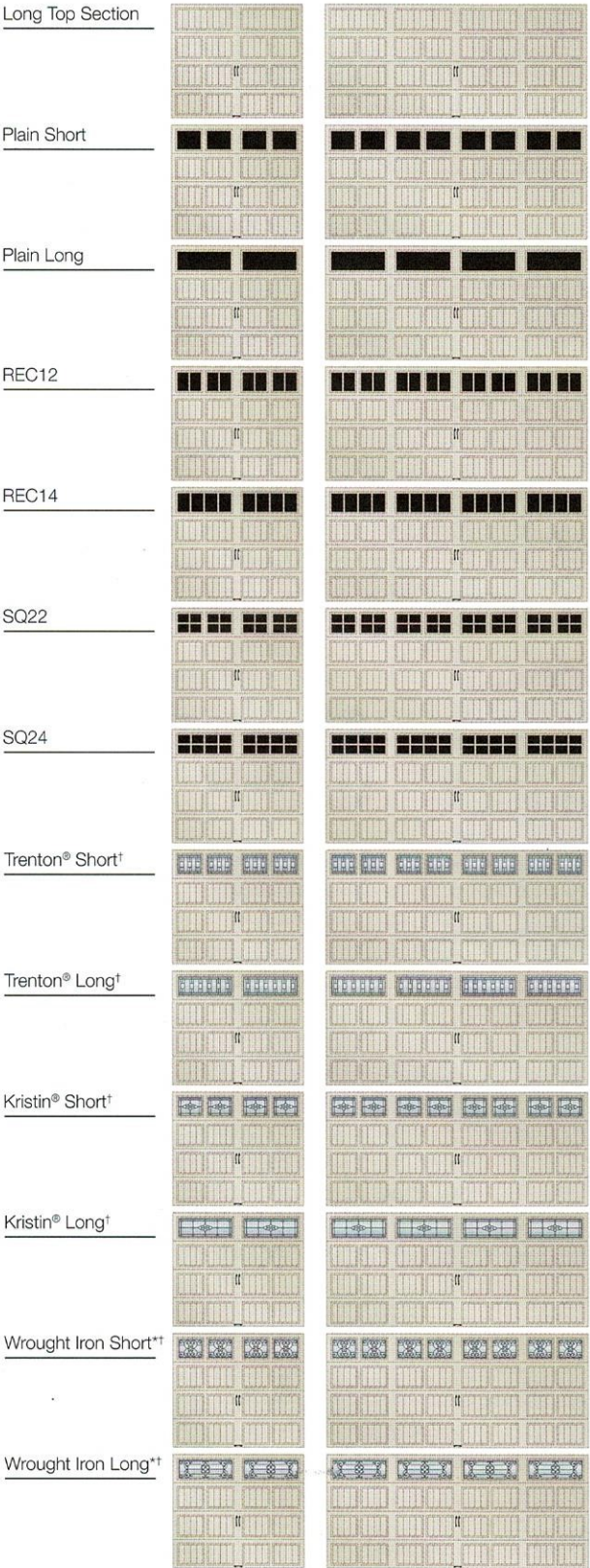
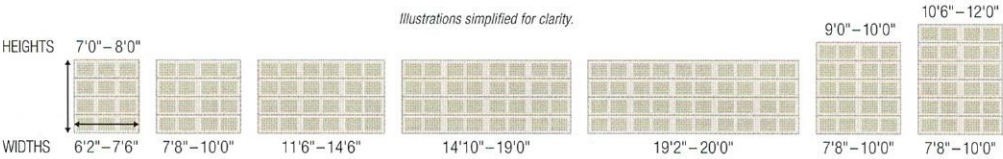
Gallery® Steel garage doors featuring Intellicore® insulation technology represent the ultimate smart choice for homeowners. Clopay's Intellicore® insulation is a proprietary polyurethane foam that is injected into a garage door, expanding to fill the entire structure. The result is a door with incredible strength and durability. Its dense insulation also produces a quieter door, and with one of the industry's leading R-values of 18.4, it provides year-round comfort and improved energy efficiency. Smart, indeed.

| 3-Layer Construction | | | |
|--|--|---------------------------------|-------------------------------------|
| GD2SU & GD2LU MODELS | GD1SU & GD1LU MODELS | GD2SP & GD2LP MODELS | GD1SP & GD1LP MODELS |
|  2" POLYURETHANE INSULATION |  1 3/8" POLYURETHANE INSULATION | 2" POLYSTYRENE INSULATION | 1 3/8" POLYSTYRENE INSULATION |
| R-VALUE 18.4 | R-VALUE 12.9 | R-VALUE 9.0 | R-VALUE 6.5 |

Calculated door section R-value is in accordance with DASMA TDS-163.
Models with Ultra-Grain® finish and Black paint options are 25 gauge steel.

SHORT PANEL WINDOW DESIGNS AND TOP SECTION OPTIONS


MODELS
GD1SP, GD1SU,
GD2SP AND GD2SU



*Acrylic
†Complements Clopay Entry Door glass.
Note: Due to stile width restrictions, some odd size door widths may allow only for the installation of a single handle. See your Clopay Dealer for details.

LONG PANEL WINDOW DESIGNS AND TOP SECTION OPTIONS

MODELS
GD1LP, GD1LU,
GD2LP AND GD2LU



Short Top Section

Plain Short

Plain Long

REC12

REC14

SQ22

SQ24

Trenton® Short†

Trenton® Long†

Kristin® Short†

Kristin® Long†

Wrought Iron Short**

Wrought Iron Long**

ARCH1

Vertical Grille
on ARCH1

Grille on ARCH1

ARCH2

Vertical Grille
on ARCH2

Grille on ARCH2

ARCH3

Vertical Grille
on ARCH3

Grille on ARCH3

Clayton™ Short†

Clayton™ Long†

Wrought Iron Arch**


*Acrylic

†Complements Clopay Entry Door glass.

Note: Due to stile width restrictions, some odd size door widths may allow only for the installation of a single handle. See your Clopay Dealer for details.

Windows


GLASS



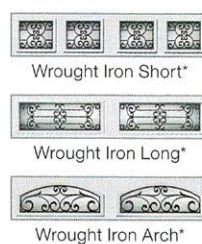
*Complements Clopay Entry Door glass.

Long and short windows may be used in any Gallery® Steel 3-layer model. Double-strength glass is standard. Optional obscure, 3/4" insulated and 3/4" insulated obscure glass is available on all Gallery® Steel 3-layer models. Additional charges for optional glass apply.

Windows are available single pane or insulated in clear, frosted, seeded, obscure and rain designs. Clear acrylic also available.




ACRYLIC




Acrylic windows require special cleaning. Never use products that contain ammonia or petroleum products to clean acrylic. Please visit www.clopaydoor.com/acrylic for complete details.


Additional Features



Large authentic arch window designs. Ultra-Grain® finish window frames, grilles and inserts are color coordinated to Medium, Dark, Walnut and Slate finishes.



2" thick polystyrene doors and all Intellicore® polyurethane insulation doors come standard with 10-ball nylon rollers and heavy-duty 14 gauge steel hinges.



Energy-efficient thermal break. Polyurethane model shown.

- Hot-dipped galvanized steel interior and exterior skins with a baked-on primer and top coat help ensure a virtually maintenance-free door with long-lasting beauty.
- Replaceable vinyl bottom weatherseal in a rust-resistant aluminum retainer helps seal out the elements.
- 2" thick polystyrene doors and all Intellicore® polyurethane insulation doors comply with 2015 IECC air infiltration requirement of 0.40 cfm/ft² or less (IECC, Section C402.5.2).
- See your Clopay Dealer for WindCode® door availability.

Warranties

| PAINT SYSTEM | WINDOW | HARDWARE |
|------------------------------------|------------------------------------|-----------------------------------|
| LIMITED LIFE WARRANTY | LIMITED 10YR WARRANTY | LIMITED 3YR WARRANTY |

Visit clopaydoor.com or call 1-800-2CLOPAY (225-6729) for more information on Clopay, America's Favorite Garage Doors.

Follow us on

MADE IN USA



©2021 Clopay Corporation. All rights reserved.

RSDR-GALLERY3LAYERS-10_REV0421

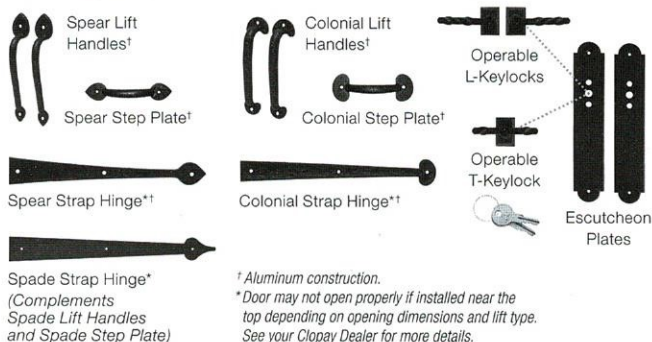
Decorative Hardware

STANDARD



Note: Decorative hardware options vary based on door widths. Standard hardware is not provided if a lock is chosen. See your Clopay Dealer for details.

OPTIONAL



† Aluminum construction.

* Door may not open properly if installed near the top depending on opening dimensions and lift type. See your Clopay Dealer for more details.

Environmental Assurance

Clopay doors are compliant with environmental laws and regulations. Clopay doors do not contain HFCs. All Clopay doors are compliant with:

- California SB 1013
- New Jersey A-5583/S-3919 – Greenhouse Gas Bill
- Washington HB 1112 – Hydrofluorocarbon Greenhouse Gas Emissions
- Canadian regulations amending the ozone-depleting substances and halocarbon alternatives regulations



Visit clopaydoor.com or call 1-800-2CLOPAY (225-6729) for more information on Clopay, America's Favorite Garage Doors.

Follow us on

MADE IN USA



©2021 Clopay Corporation. All rights reserved.

RSDR-GALLERY3LAYERS-10_REV0421

imagine



DESIGN YOUR DOOR
OPEN CAMERA
AND POINT!